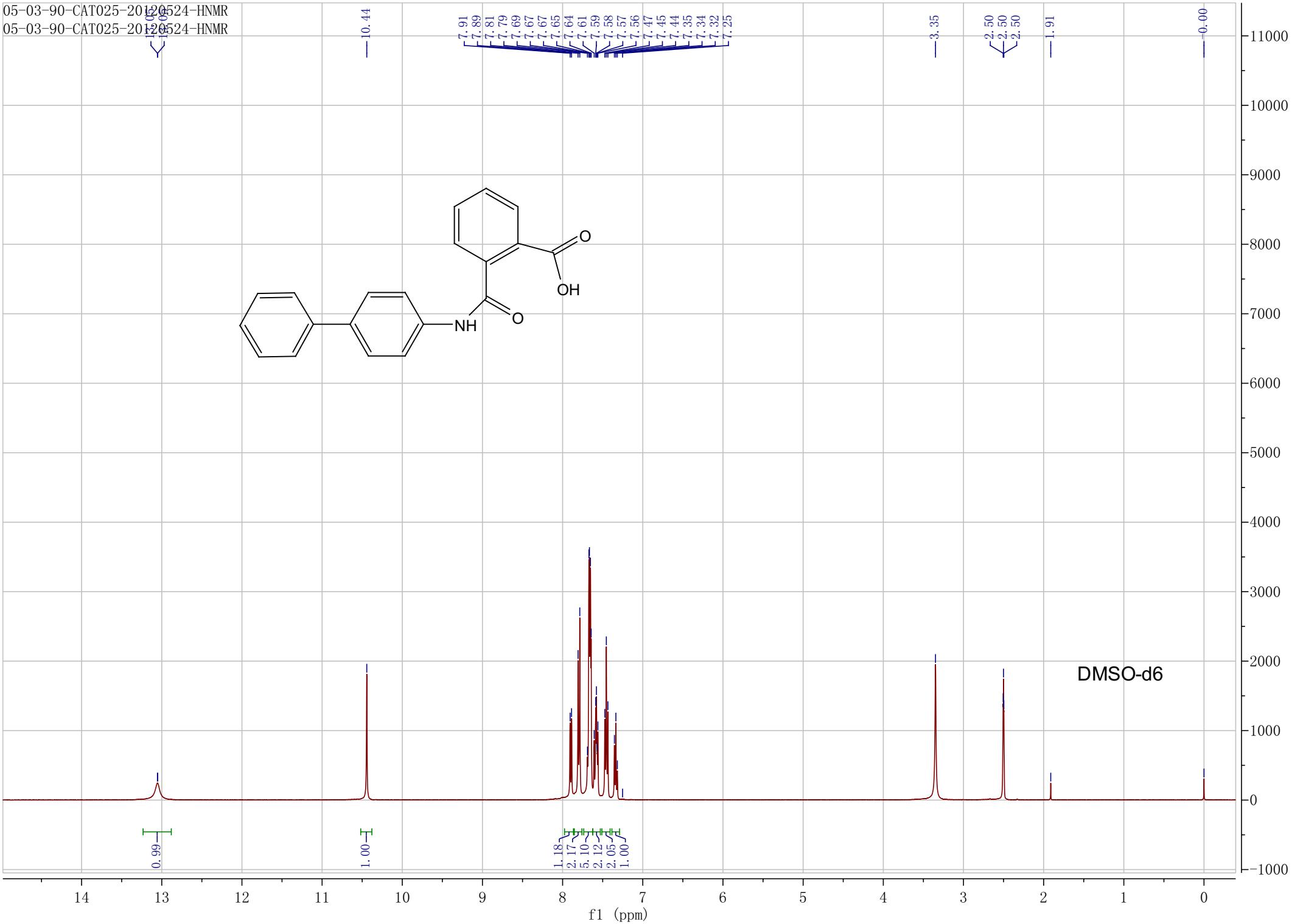
05-03-90-CAT025-20120524-HNMR
05-03-90-CAT025-20120524-HNMR
13.06
10.44
7.91
7.89
7.81
7.79
7.69
7.67
7.67
7.65
7.64
7.61
7.59
7.58
7.57
7.56
7.47
7.45
7.44
7.35
7.34
7.32
7.25
3.35
2.50
2.50
2.50
1.91
0.00
O
OH
NH
O
DMSO-d6
0.99
1.00
1.18
2.17
5.10
2.12
2.05
1.00
f1 (ppm)

Qualitative Analysis Report

Data Filename	05-03-90-CAT025-2.d	**Sample Name**	05-03-90-CAT025-2
Sample Type	Sample	**Position**	Vial 1
Instrument Name	Instrument 1	**User Name**	
Acq Method		**Acquired Time**	5/23/2012 4:51:06 PM
IRM Calibration Status	Not Applicable	**DA Method**	3m.m
Comment			

User Chromatograms

Fragmentor Voltage 135 **Collision Energy** 0 **Ionization Mode** ESI

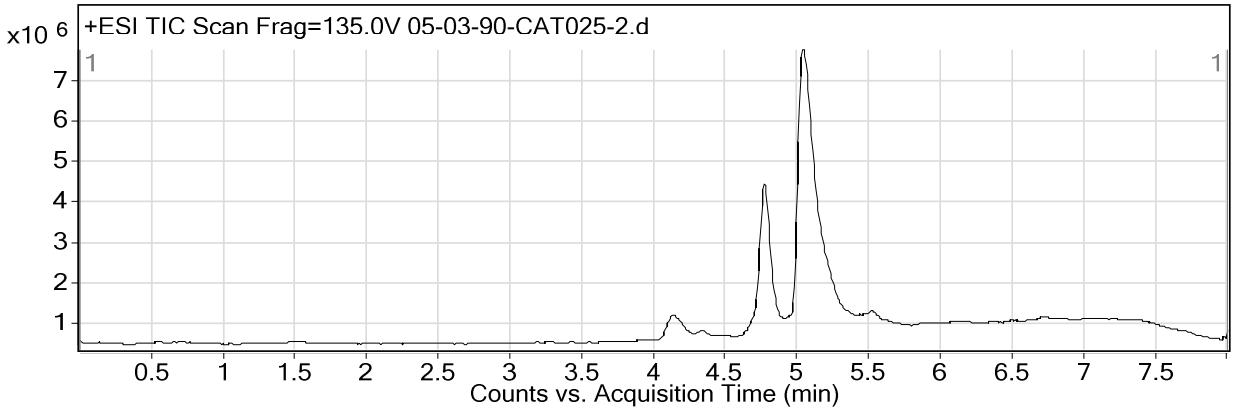

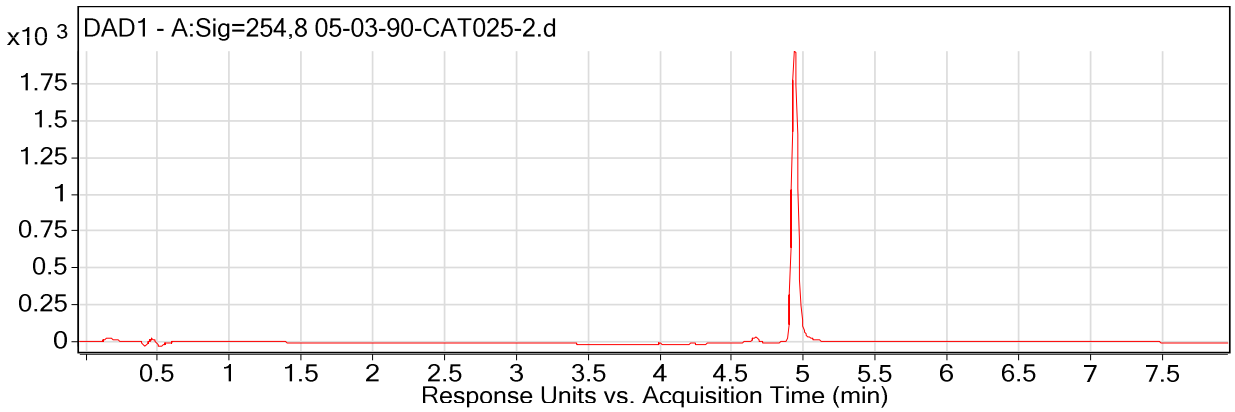

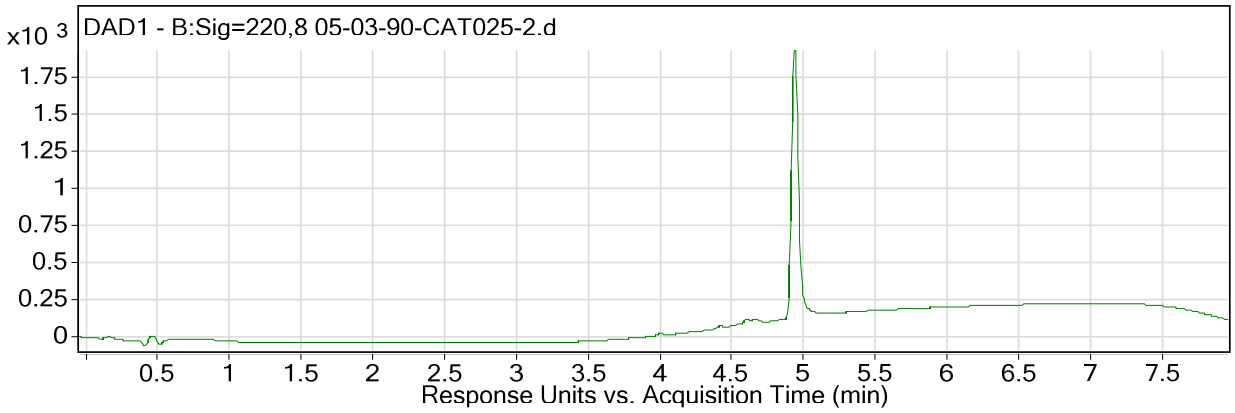

User Spectra

Fragmentor Voltage	Collision Energy	Ionization Mode
135	0	Esi

Qualitative Analysis Report

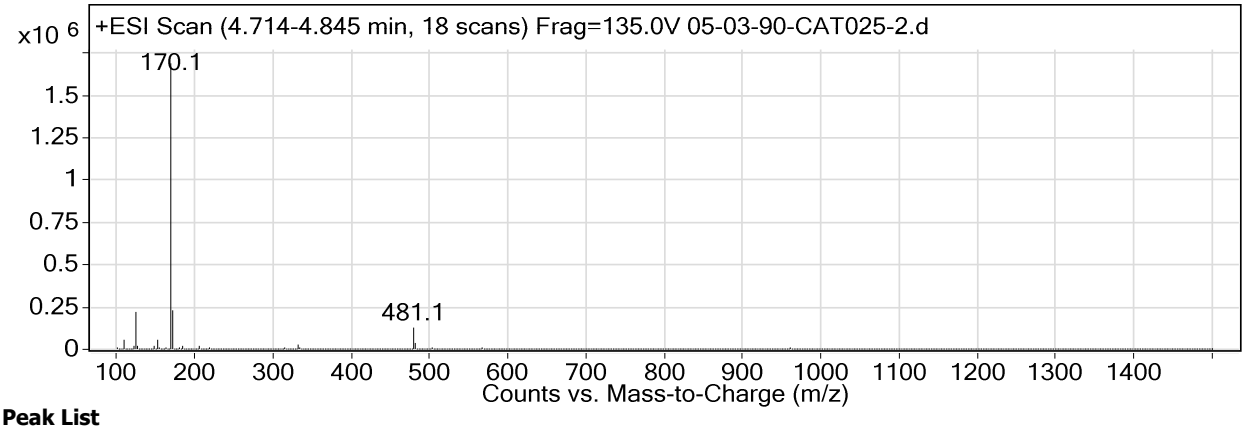

Peak List

m/z	z	Abund
125.1		214991
170.1	1	1686691
171.1	1	224906
481.1		125210

Fragmentor Voltage	Collision Energy	Ionization Mode
135	0	Esi

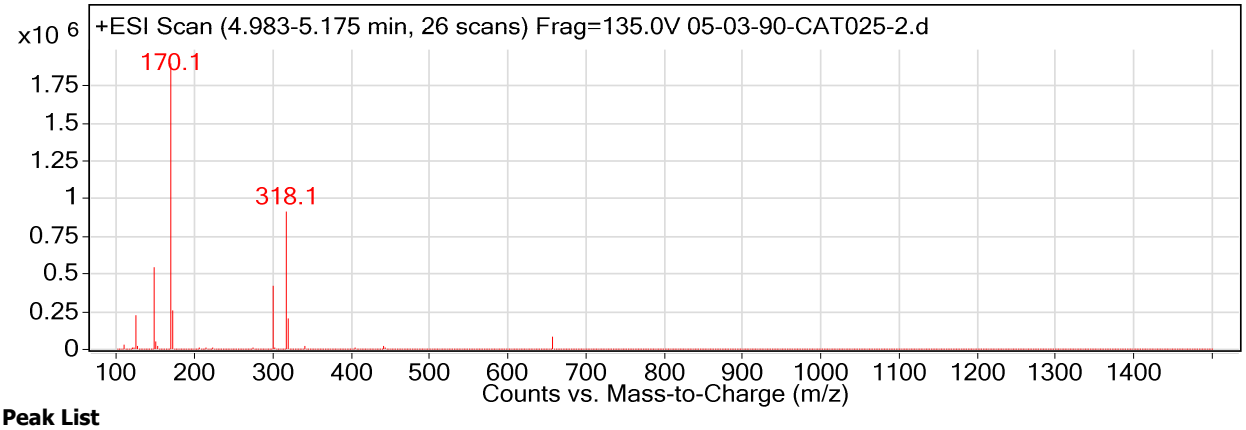

Peak List

m/z	z	Abund
125.1		225326
149.1		545044
170.1	1	1893118
171.2	1	252185
300.1	1	424051
301.1	1	96817
318.1	1	913834
319.1	1	207516

--- End Of Report ---

Data File C:\CHEM32\1\DATA\2012-05-23\05-03-90-CAT025-2.D
Sample Name: 05-03-90-CAT025-2

==========

Acq. Operator : 05-03-90-CAT025-2
Acq. Instrument : Instrument 1 Location : Vial 4
Injection Date : 5/23/2012 2:01:59 PM
Inj Volume : 2.0 µl
Acq. Method : C:\CHEM32\1\METHODS\GC-1.M
Last changed : 5/23/2012 1:53:09 PM by AT005-0523-3
Analysis Method : C:\CHEM32\1\METHODS\GC-1.M
Last changed : 5/17/2012 2:55:24 PM by D0062-ZC-12-11
Method Info : new method

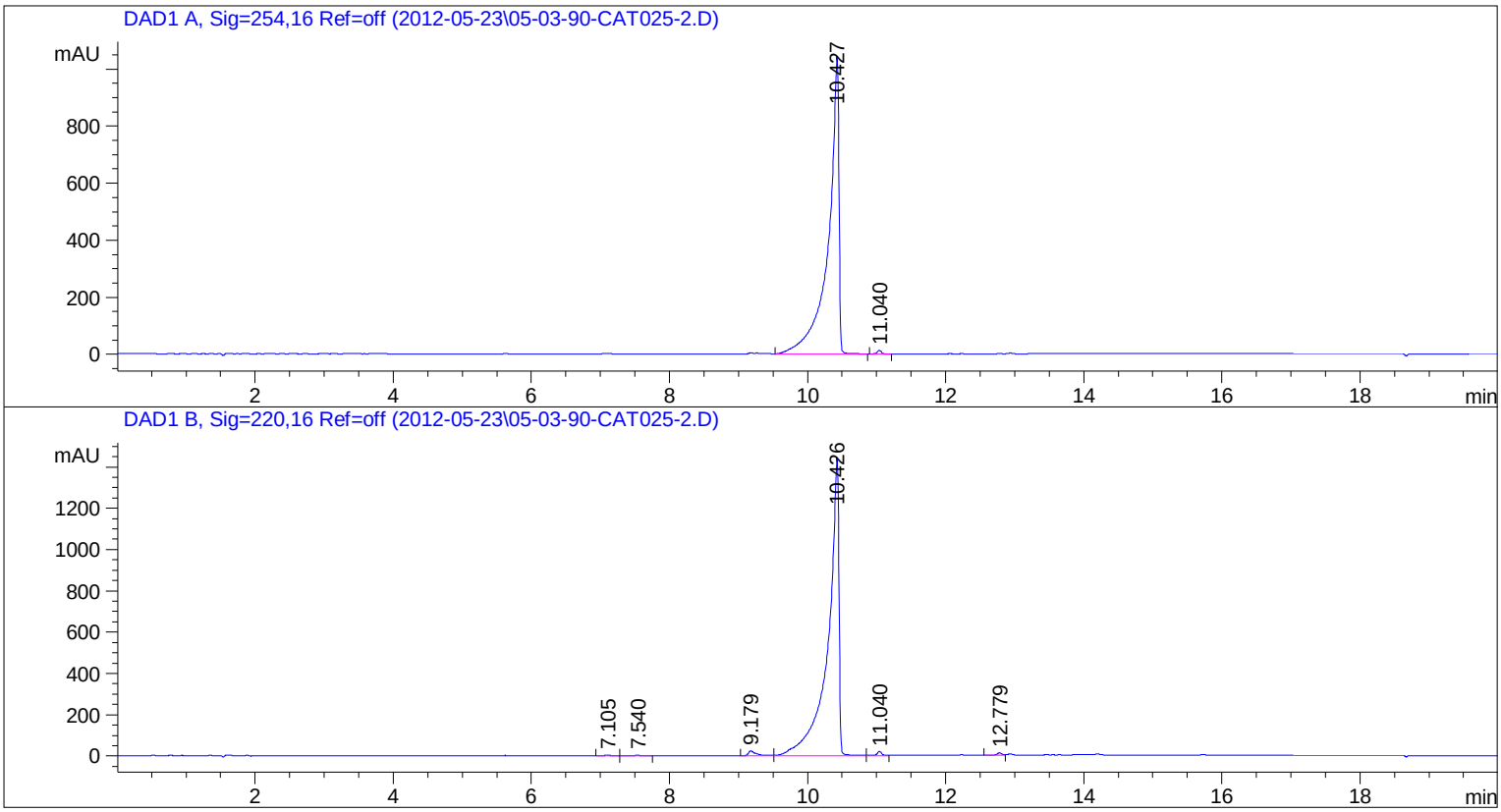

==========

Fraction Information

==========

Fraction collection off

==========

No Fractions found.

==========

==========

Area Percent Report

==========

Sorted By : Signal
Multiplier: : 1.0000
Dilution: : 1.0000
Use Multiplier & Dilution Factor with ISTDs

Data File C:\CHEM32\1\DATA\2012-05-23\05-03-90-CAT025-2.D
Sample Name: 05-03-90-CAT025-2

Signal 1: DAD1 A, Sig=254,16 Ref=off

Peak #	RetTime [min]	Type	Width [min]	Area [mAU*s]	Height [mAU]	Area %
1	10.427	VB	0.1390	1.10016e4	1043.80896	99.4743
2	11.040	BB	0.0657	58.13640	13.11413	0.5257
Totals :				1.10597e4	1056.92309	

Signal 2: DAD1 B, Sig=220,16 Ref=off

Peak #	RetTime [min]	Type	Width [min]	Area [mAU*s]	Height [mAU]	Area %
1	7.105	VV	0.1481	25.44761	2.64815	0.1577
2	7.540	VB	0.1268	23.14829	2.43736	0.1434
3	9.179	VV	0.1066	187.77425	24.18521	1.1635
4	10.426	VV	0.1431	1.57318e4	1444.13062	97.4758
5	11.040	VV	0.0692	96.52379	20.41528	0.5981
6	12.779	VV	0.0897	74.48307	11.78601	0.4615
Totals :				1.61391e4	1505.60262	

==========

*** End of Report ***